



CONNECT

Beyond Basic: How to become an A+ Mosaic Student

PRESENTED BY Duane Miller



Agenda

- Claim Period Setup
- Notification Settings (User/District)
- Resource Center
 - Knowledge Articles
- Scheduler Task Management
 - Auto Close Day
 - Monthly Student Exports / Tasks
- System Settings – New Features
- Security Groups – New Features

Claim Period Setup



Claim Period Setup

Setup > System Settings and Options > Claim Period Setup

Claim Period Search

Name	Start Date	End Date	Claim Period Status	Last Updated Date	Last Updated By
November 2024 to January 2025	11/01/2024	01/31/2025	Closed	03/05/2025 04:36 PM	Duane
October 2024	10/01/2024	10/31/2024	Closed	03/05/2025 04:36 PM	Duane
September 2024	09/01/2024	09/30/2024	Closed	03/05/2025 04:36 PM	Duane

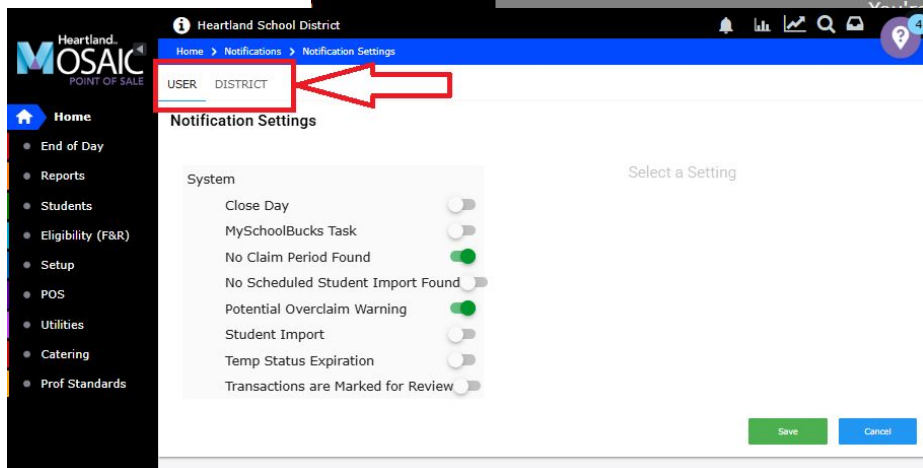
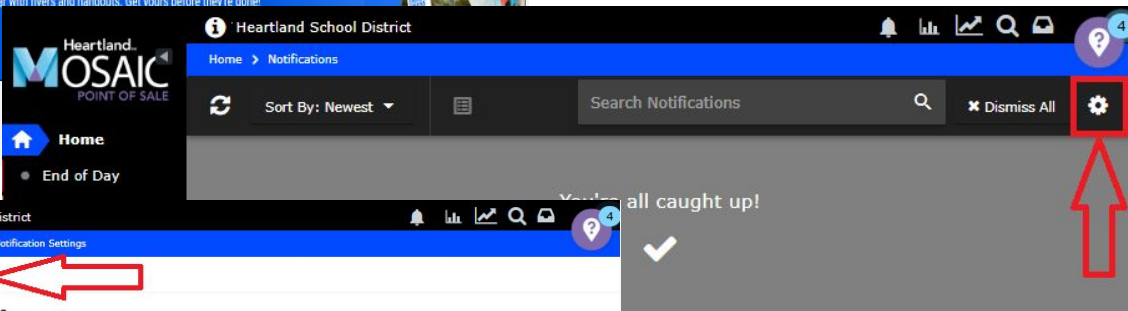
Add Claim Period

CONNECT



Notification Settings (User/District)

Notification Settings (User/District)



CONNECT

Resource Center



- Knowledge Articles

Resource Center

The screenshot shows the Heartland Mosaic Resource Center interface. On the left is a dark sidebar with the 'Heartland. MOSAIC POINT OF SALE' logo and a menu including Home, End of Day, Reports, Students, Eligibility (F&R), Setup, POS, and Utilities. The main content area has a blue header with 'Heartland School District' and 'Home'. Below this is a large purple banner for 'CONNECT 25' with the text 'Join us on March 19-20 in Phoenix, AZ! Attend expert-led sessions and network with districts from across the country to help you grow and thrive with Mosaic.' and a 'VIEW DETAILS' button. Below the banner, it says 'Welcome, Duane.Miller@e-hps.com'. Red annotations include a box around the top right navigation icons (notifications, calendar, reports, search, and a help icon with a question mark), and a large red box around the main content area.

Heartland. MOSAIC POINT OF SALE

Heartland School District

Home

CONNECT²⁵

Join us on March 19-20 in Phoenix, AZ! Attend expert-led sessions and network with districts from across the country to help you grow and thrive with Mosaic.

VIEW DETAILS

Welcome, Duane.Miller@e-hps.com

CONNECT



Scheduler Task Management

- Auto Close Day
- Monthly Student Exports / Tasks

Scheduler Task Management

Setup > Tools > Scheduler Task Search > Scheduler Task Maintenance

General

Settings

Software: Central Status: Pending Active: Yes

Name: Auto Close Day Time Interval: 6:30 PM Day

Start Date: 3/5/2025 End Date: 1/1/2050

Number	Type
1	Close All Open School/Dates

Add Step

Students > Export Settings Search > Export Setting Maintenance

General Export Fields Filters Mappings Email

Save

Export Setting Information

Name:* 1 - HSS_Demo_Studen...

File Name:* \\hps.com\Schools\dat...

File Type: Delimited

Delimiter:* ,

Field Qualifier: "

Export Only Changes Since Last Export: No

Separate File for Each School: No

File Includes Header Row: No

Export Includes: All Students

Apply Date Time Stamp to File Name: Yes

Delete Cancel Save

Setup > Tools > Scheduler Task Search > Scheduler Task Maintenance

General

Settings

Software: Central Status: Pending Active: Yes

Name: Monthly Full Student Expor Time Interval: 12:30 AM Monthly

Recurrence Pattern

Recur every month(s): 1 Day 1 The first weekday

Start Date: 3/5/2025 End Date: 1/1/2050

Number	Type
1	Export Data

Add Step

Cancel Save

System Settings – New Features



System Settings – New Features

- POS Connectivity Issues – Added the new POS System Setting, "Display Intermittent Connectivity Warning." When enabled, if the internet connection is intermittent, then the popup message, "This POS Terminal is experiencing intermittent connectivity. It is recommended to switch to Offline Mode for the remainder of the Serving Period," will be displayed, and the option to switch to Offline Mode will be presented to the cashier.
- Upcharged Meals "Premium Meals" – Added the POS System Setting "Premium Meals – Students on Carryover or Adverse Action Pay Normal Price" to control whether or not students in a Carryover or Adverse Action status will receive Free or Reduced Price benefits for meals set with the "Menu Product – Premium" flag = 'Yes'.
- Enhanced POS Popup to Remove Items During Recall and Exit of Transaction – Added a new POS System Setting to enable/disable a popup to warn cashiers to remove all items from the transaction journal before exiting transactions.

System Settings – New Features

User: Debbie Serving Period: Lunch Tue, 10:50 AM 3/18/2025 SPEED-E

Customer Look Up

Name Grade Homeroom Bus Custom

Change Due: \$0.00

Alcott, Donna
District ID: 7240
POS ID: 7240
Ending Balance: \$26.35
Days Remaining: 0

Needs Review ☐

Deposit Change No Email Address Print Receipt Refresh Data

Enter POS ID No Sale

Adult Recall 7 8 9 Clear X

◀ Left (0) No-ID 4 5 6 Serving Totals Right ▶ (0)

0 Enter

Setup > System Settings and Options > System Settings Search > System Setting Maintenance

System Setting Information

Name:* **Enable Prompt to Remove Items on Cancel**

Value:* Yes

POS Override

School Name	POS Number	Value
Add POS Override		

Cancel Save

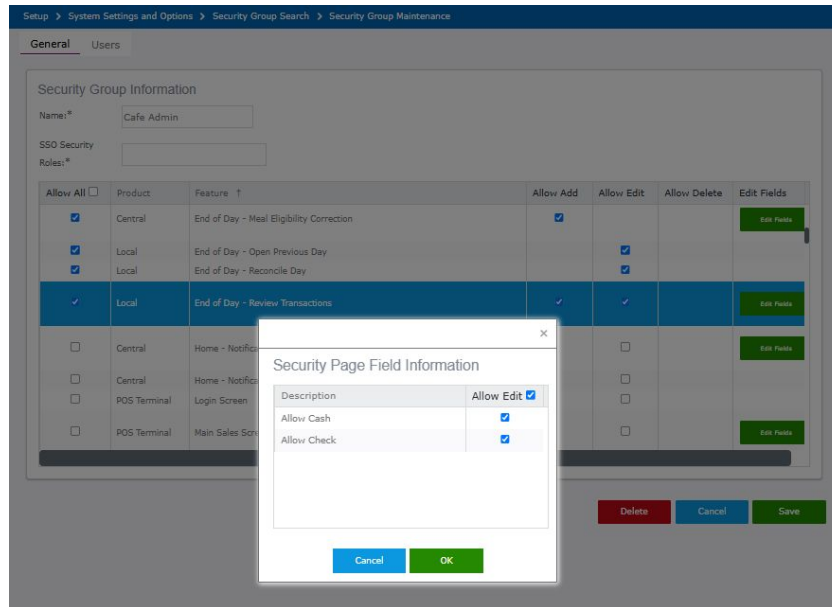
CONNECT



Security Groups – New Features

Security Groups – New Features

- Added additional role security to allow/disallow Cash and Check tendering in Review Transaction Maintenance.



Thank you

The logo consists of a white circle containing the word "CONNECT" in a sans-serif font. The letters "C", "O", "N", "E", and "T" are dark purple, while the letters "N" and "C" are orange. The background of the slide features abstract, flowing shapes in shades of purple, blue, orange, and pink, with small clusters of dots in corresponding colors.

CONNECT