



CONNECT

**Mosaic BOH ⚡ | Apples to apples:
How best to transition from
Nutrikids**

PRESENTED BY KRISTIN DUSETT



Agenda



Benefits of Mosaic BOH



Onboarding & Conversion



What to Expect

- Features
- Navigation
- Reports



Training & Support



Benefits of MOSAIC

Cloud Services

- Access Database to SQL
- 100% Hosted Website
- Access Data Everywhere
- Data Security
- Disaster Recovery





Onboarding Process

What Is the Onboarding Process?

- Implementation Specialist
- Kick Off Call – Presentation
- What data is getting converted?
- Verification Error Log (NutriKids)



Conversion Process

Process of Converting

- NutriKids data will flow into MOSAIC Cloud Back of House
 - Ingredients
 - Recipes
 - Menus
 - Production Records
 - Inventory Items
 - Sites
- Update Users
- Training
- HSS University & User Guides



One Program to Manage it All

MOSAIC Back of House Options

- Start planning your menu where you left off with NutriKids
- Unlimited Users & Security Roles
- Menu Planning
- Production Records
- Ordering and Inventory
- Menu Communication



Entering New Items

Entering Menu Items

- Import NutriKids Ingredients data
- Use the default USDA Ingredients or create your own
- Share or download recipes using the Community

Entering Inventory Products

- Import NutriKids Inventory data
- Bulk import via Excel Spreadsheet / Vendor Product List
- Price Lists group your Products & Prices by Vendor
- Prices may be regularly updated manually or using imports



What Reports to Expect?

Menu Planning Reports

- USDA Weekly Requirements Report
- Menu Spreadsheets & Nutrient Analysis
- Menu Contribution Report
- Recipe Prep / Resizing Sheets
- Production Records
- Menu Plan Calendar
- & more!

Ordering & Inventory Reports

- Purchase Order Reports
- Warehouse Availability & Transfer Sheets
- Inventory On Hand Report
- Inventory Transactions Report
- & more!



I've transitioned, now what?

Going Live

- When everything is in place, you're ready to start using Mosaic
- Enter Menus & Production Forecasts
- Enter Opening Inventory sessions
- Adjust System Settings



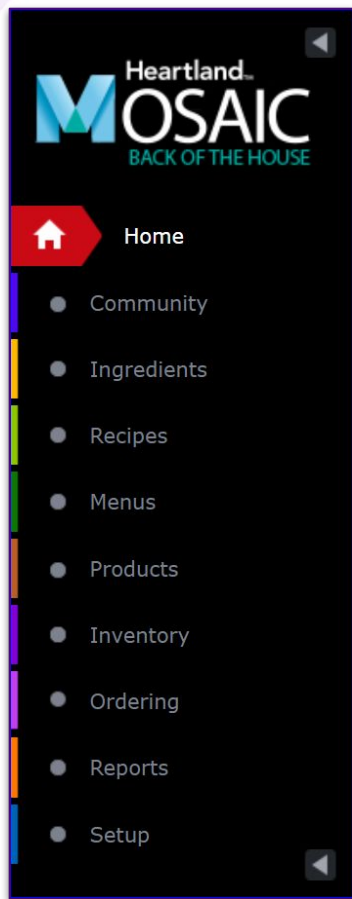
CONNECT



“Where did all my stuff go?”

Finding Your Converted Items

Navigation – the Main Menu



NutriKids Menu Planning

Ingredients

Recipes

Menus

NutriKids Perpetual Inventory

Products

Ordering

Inventory

New in Mosaic

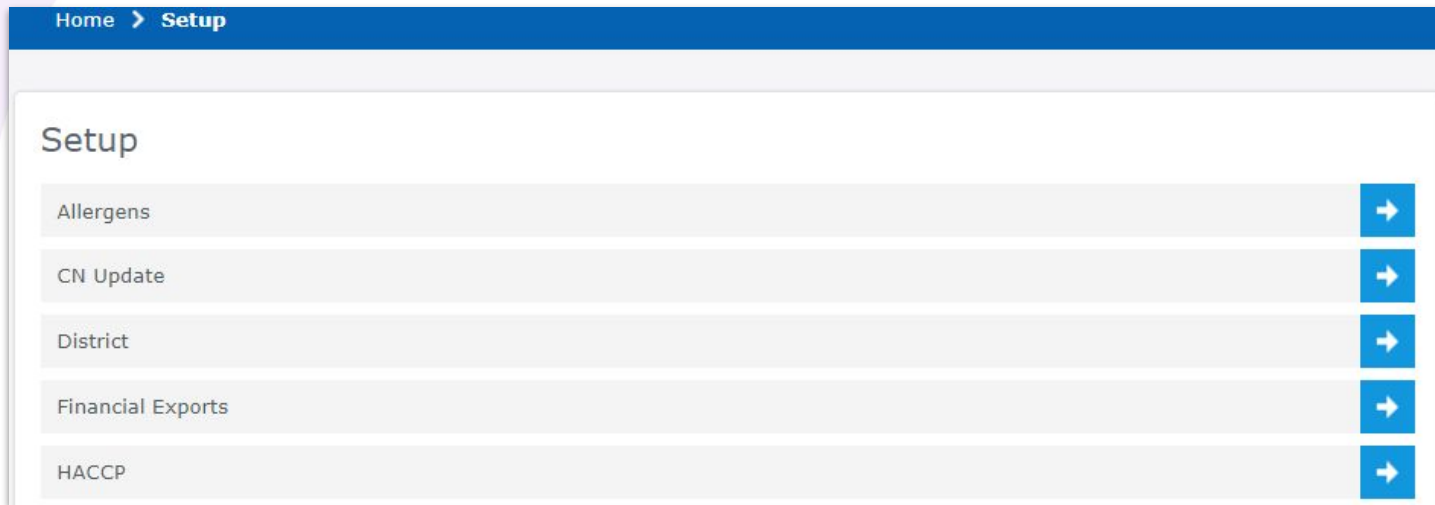
Community

Reports

Setup

CONNECT

System Setup, Settings & Options



- All located in the **Setup** tab rather than the *Tools* section from NutriKids– no more toolbar along the top
- Access to the Setup tab (and various other functions) can be controlled by administration by using **Security Groups**

Security Groups

- Controls who has access to what
- This has replaced Network Users Access Rights from NutriKids
- Each User account is assigned a Security Group as well as Site(s)

Home > Setup > Security Groups > Edit

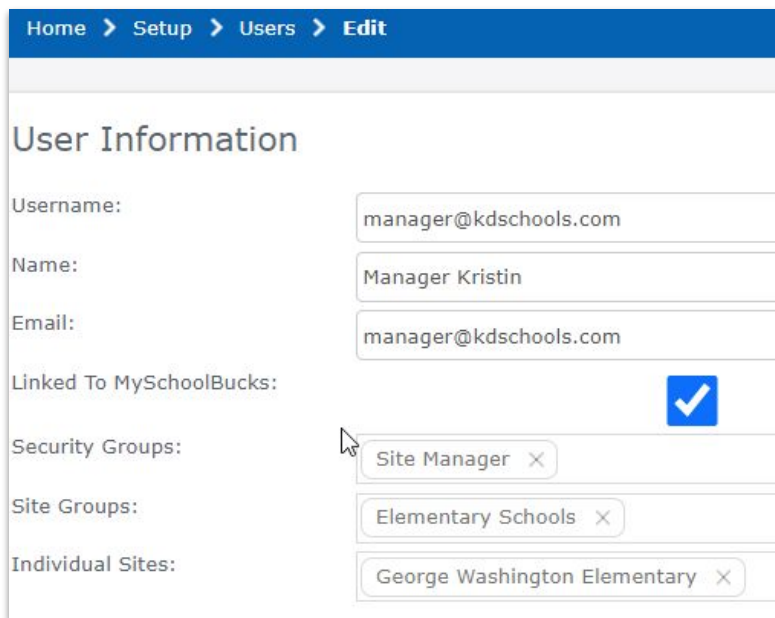
Security Group

Security Group Name:

Allow All <input type="checkbox"/>	Feature	View Only	Allow Add	Allow Edit	Allow Delete	Edit Fields
<input type="checkbox"/>	Menus - Maintenance	<input checked="" type="checkbox"/>	<input type="checkbox"/>	<input type="checkbox"/>		<input type="button" value="Edit Fields"/>
<input type="checkbox"/>	Menus - Cycle Menus	<input type="checkbox"/>	<input type="checkbox"/>	<input type="checkbox"/>		<input type="button" value="Edit Fields"/>
<input type="checkbox"/>	Menus - Replace Menu Recipe			<input type="checkbox"/>		
<input type="checkbox"/>	Products - Maintenance	<input checked="" type="checkbox"/>	<input type="checkbox"/>	<input type="checkbox"/>		<input type="button" value="Edit Fields"/>

Security Groups

- Controls who has access to what
- This has replaced Network Users Access Rights from NutriKids
- Each User account is assigned a Security Group as well as Site(s)



The screenshot displays a web application interface for editing a user. At the top, a blue navigation bar contains the breadcrumb 'Home > Setup > Users > Edit'. Below this, the section is titled 'User Information'. The form includes several fields: 'Username' with the value 'manager@kdschools.com', 'Name' with 'Manager Kristin', and 'Email' with 'manager@kdschools.com'. A checkbox for 'Linked To MySchoolBucks' is checked, indicated by a blue checkmark icon. Below these are three group assignment sections: 'Security Groups' with a tag 'Site Manager' (being hovered by a mouse cursor), 'Site Groups' with a tag 'Elementary Schools', and 'Individual Sites' with a tag 'George Washington Elementary'. Each tag has a small 'x' icon to remove it.

Field	Value
Username:	manager@kdschools.com
Name:	Manager Kristin
Email:	manager@kdschools.com
Linked To MySchoolBucks:	<input checked="" type="checkbox"/>
Security Groups:	Site Manager
Site Groups:	Elementary Schools
Individual Sites:	George Washington Elementary



Menu Planning

Ingredients

- Digitally store Nutrient Fact Label
- Each Ingredient can be linked to an inventory **Product**
- **Allergens** are now assigned at the *ingredient* level
- May use “Bulk Deactivation” to hide USDA / Stock ingredients

General

Measurement

Nutrients

Allergens

Purchase Info

Attachments

Base Weight: * (0 g)

	Nutrient Value		Nutrient Value/100g	
Calories:	<input type="text"/> *N/A*		<input type="text"/> *N/A*	
Total Fat:	<input type="text"/> *N/A*	g	<input type="text"/> *N/A*	g
Saturated Fat:	<input type="text"/> *N/A*	g	<input type="text"/> *N/A*	g
Trans Fat:	<input type="text"/> *N/A*	g	<input type="text"/> *N/A*	g
Cholesterol:	<input type="text"/> *N/A*	mg	<input type="text"/> *N/A*	mg
Sodium:	<input type="text"/> *N/A*	mg	<input type="text"/> *N/A*	mg
Carbohydrate:	<input type="text"/> *N/A*	g	<input type="text"/> *N/A*	g
Dietary Fiber:	<input type="text"/> *N/A*	g	<input type="text"/> *N/A*	g

Recipes

- Use the **Components** tab to credit food based contributions (Meat, Grain, Fruit, Veg, Milk, & Subgroups)
- Use the Reports tab within a recipe to resize and print **Recipe Prep Sheets**
- Share your recipes and download recipes from other Mosaic districts using **Community**
- Digitally store Nutrient Fact Label or other attachments associated with your recipes

Menus

Menu #	Menu Name ^	Serving Period	Active	Grade/Age Group	
15	Breakfast K-12	Breakfast	Yes	K-12 (age 5-18)	Setup
62	Cycle Menu - All Sites	Lunch	Yes	9-12 (age 14-18)	Setup
92	Elementary Breakfast	Breakfast	Yes	K-5 (age 5-10)	Setup
29	Gluten Free	Lunch	Yes	N/A	Setup
10	High School Lunch	Lunch	Yes	9-12 (age 14-18)	Setup

- Instead of *Enter/Modify*, go into **Maintenance** to manage the Calendar menus, set Nutrition Standards, and assign Sites for Production
- Unlimited number of menu names
- From the main calendar menu easily view daily recipes, meal totals for all sites, and available reports
- Access **Weekly Checks** from the main menu screen to check compliance while building your menus

Menu Reports

- The **Reports** section is where you'll find important reports needed for nutrient analysis and component compliance
- Print a monthly **Calendar Report** for staff, parents, and students
- Once **Production Quantities** have been entered on the menu you can access a variety of **Production Records**
- Schedule your **Production Records** to run automatically each day

Creating Custom Formats

Mosaic BOH Training

Home > Setup > Production Record Formats > Edit : Daily Production Record

General Page Setup


Format Name:

Report Heading:

Blank Rows:

#	Column Type	Column Header	Width	Text Align	Shade	Right Bord...
1	Recipe & Ingredients	Recipe & Ingredients	3	Left	No	Yes
2	Portion Size	Portion Size	1	Left	No	Yes
3	Planned Measures	(Planned)	1.75	Left	No	Yes
4	Planned Qty - Total	Planned Total	0.5	Left	No	Yes
5	Offered Qty - Total	Offered Total	0.5	Left	No	Yes
6	Food Based Components	Food Based Components	1.75	Left	Yes	Yes
8	Blank Column (hand filled)	Notes	0.1	Left	No	Yes

☒ Auto Extend Last Column
 ☐ Print Zero Quantity Items
 ☐ Print Offered Meal Totals
 ☒ Print Full Size Name
 ☐ Combine Leftovers
 ☐ Display Component Values as Decimal
 ☐ Print Planned Meal Totals
 ☐ Use Sub for Grain Header
 ☒ Print Temperature Recordings
 ☐ Print Blank When No Data Entered
 ☒ Print All Meals



Mosaic BOH Training
Daily Production Record
Mon - 3/7/2022 thru Fri - 3/11/2022

Planned Reimb Total: 250 Offered Reimb Total: 250 Served Reimb Total: 0
Planned Ala Carte Total: 0 Offered Ala Carte Total: 0 Served Ala Carte Total: 0

DAILY PRODUCTION RECORD - MOSAIC TRAINING

Tue - 3/8/2022 Sites: EISENHOWER ELEMENTARY Menu Name: Elementary Lunch

Recipe & Ingredients	Portion Size	(Planned)	Planned Total	Offered Total	M/A OZ E/O	Grain E/O	Fruit Cup	Veg Cup	Milk Cup	Notes
900000 HAMBURGER ON A BUN.WW 023573 BEEF.GROUND.80% LN MEAT / 20% FAT.PATTY. 902427 RCLLS.HAMBURGER OR HOTDOGS Whole Wheat	SERVING	250 SERVING 250 patty (4oz raw wgt) 250 (1.5 oz roll)	250	250	2	1 1/2				
900091 LETTUCE ATOMATO:1 leaf 2 slice 011252 LETTUCE,ICEBERG (INCL CRISPHEAD TYPES). 011529 TOMATOES,RED,RIPE,RAW,YEAR RND AVERAGE	1 #2 slc	175 1 #2 slc 175 leaf (large) 350 slice (med (1/4" thick))	175	175				1/4		
000487 FRENCH FRIES: oven heat 990019 POTATOES,FRENCH FR,FROZEN,HOME-PREPA	2.5 OZ	250 2.5 OZ 39 LB - 1 oz	250	250				1/2		
990088 PEACH COBBLER 020061 WHEAT FLR,WHITE,ALL-PURPOSE,ENR,BLEAC 020247 SALT,TABLE 004549 SHORTENING INDUSTRIAL,LARD,VEG OIL 014429 WATER,MUNICIPAL 799912 JUICE FROM DRAINED #10 CAN & WATER AS N 020227 CORNSTARCH 019335 SUGARS,GRANULATED 009214 ORANGE JUIC,FRZ CONC,UNSWTND,LNDIL 002010 CINNAMON,GROUND 009240 PEACHES,CND,LT SYRUP PK,SOL/LIQUIDS	SERVINGS	190 SERVINGS 8 LB + 9 oz 2 TBSP + 1.5 tsp 4 LB + 12 oz 1 qt + 1 CUP 3.75 SEE INSTRUCTIONS 1 LB + 14.9 oz 3 LB + 5.14 oz 3.4 CUP + 3 tsp 2 TBSP + 1.58 TSP 37 LB - 1 oz	190	190			1/2			
000223 MUSTARD: individual PC	Pkt 5g	50 Pkt 5g	50	50						
000222 KETCHUP: individual PC	Pkt 6g	500 Pkt 6g	500	500						

- Your **Production Record Formats** transfer from Nutrikids
- Custom formatting lets you control the information displayed
- Design your own **Menu Calendars** and post them to your website
- Build a custom calendar or production record format in the **Setup** section



Ordering & Inventory

Products & Price Lists

- **Items** from NutriKids are now **Products** in Mosaic
- **Price Lists** organize your Products by Vendor
 - Required when using the **Ordering** features
- Designate a product's primary source as **Vendor** or **Warehouse**
- View current on hand stock at all sites on the **Availability** tab

[Home](#) > [Products](#) > [Maintenance](#) > [Edit : 10000-001, Beans, Green, Cut #10 Can](#)

General

Item Information

Notes

Attachments

Availability

Fulfillment

Site:

Site Type:

Status:

Purchase Unit Description:

Stock Unit Description:

Reset

Search

Product #	Brand	Purchase Units	Stock Units	Status	Site #	Site ^	Site Type
10000-001		4 Case (6/#10)	5 #10 Can	Available	6	Adams Middle School	Food Preparation ...
10000-001		2 Case (6/#10)	0 #10 Can	Available	49	Admin 2	Food Preparation ...
10000-001		9 Case (6/#10)	1 #10 Can	Available	23	Albert Powell	Food Preparation ...
10000-001		2 Case (6/#10)	0 #10 Can	Available	52	Allen Elementary School	Food Preparation ...

Inventory

- **Physical Counts**
 - Open sessions for **all sites** at once
- **Ordering & Receiving**
 - Obtain Variance Report for partial receipts
- **Transfers**
 - Option to verify deliveries for site-to-site transfers
- **Usage**
 - Save time creating a Usage document with **Update Inventory**
- **Adjustments**
 - Obtain reports for specific **Adjustment Reasons**,
like spoilage

Inventory Reports

- *Inventory Value Report* is now the **Inventory On Hand Report**
- **Inventory Transactions Report**
 - Versatile permanent record of all transactions in Mosaic
- **Ordering & Receiving**
 - Individual or combined document formats
- **Invoice Reconciliation Report**
 - Reconcile receiving transactions with invoices from vendors



Training & Support

Training, Support, and Contact Info

- HSS University – View Training Videos
- User Guides
- Knowledge Articles
- Monthly Live Webinars with an Expert
- Remote One-on-One Training
- On-site, in person Training
- Support Central



CONNECT

Need Help?

Phone Support

1-800-724-9853, say “Mosaic
Back of House”

Email Support

MosaicMPSupport@e-hps.com

Additional Resources

help.heartlandschoolsolutions.com

Available in the Help Menu

HSS University Training Videos
User Guides
Knowledge Articles

Thank you

The logo consists of a white circle containing the word "CONNECT" in a sans-serif font. The "N" is orange, while the other letters are purple. The background features abstract, flowing shapes in shades of purple, blue, orange, and pink, with small clusters of dots in corresponding colors.

CONNECT