



CONNECT

# MSB School Store: Elevate Your Experience!

PRESENTED BY: Martinez Unified and Bonnie Bennett




# Agenda

1. Problem Solving
2. Questions and Answers about MSB Store
3. Current Issues you are trying to resolve by using MSB

# What are the most common issues districts have in their Store?

- What is the difference between a product and an invoice?
- Why can't a product be seen?
- Pricing and Inventory
- How do I decrease use of our paper forms?
- How can I make sure a student is allowed to purchase a certain product?



What is the  
difference between  
a product and an  
invoice?

- When is it better to use each one?
- Can you use both together on one item?

# Example of using a product and a fee for one item

## Product: AP Biology

Store: AP Exams

Product ID

prod13

Product Type

Standard

Product Name \*

AP Biology

☐ Require Approval

☐ Featured Item

**Prompt for Student**

Student Is Required (Must be Active)

General

Description

Availability

Graphic

Schedule

G/L Accounts

Notifications

Add-ons

**Advanced**

Provider: \*

Default

Balance Account:

(None)

Taxable: ☐ Yes ☒ No

Allow User To Set Price: ? ☐ Yes ☒ No ☐ POS only

Min: 0.00

Max: 0.00

Customized pricing for student: ☒ Yes ☐ No

Allow user to choose the quantity to purchase: ☐ Yes ☒ No

Restrict users to only purchase options annually: ☐ Yes ☒ No

Restrict on Invoice Due: ☐ Yes ☒ No

**Add student to this Student Group upon purchase of this product:**

AP Biology

X v

# Example of using a product and a fee for one item

- Dashboard
- Scheduled Requests
- Districts
- Reports ✨
- Stores
- Invoices ✨
- Fees ✨**
- Fees ✨
- School Fees**
- Assess**
- Report
- Options

## Assess School Fee

Use the options below to locate school fees

1  
Filter

2  
Review

### Filter

Provider: ★

Select Provider

Invoice Template: ★

Select Provider

☐ School Filters

☒ Student Group


Student Group: ★

AP Biology

Include Adults:

☐

CONNECT



Why can't a  
product be  
seen?

- In MSB Anywhere
- In the Parent App
- In the Parent Portal
- In a Report

# Product Can't Be Seen

Products cannot be seen in a report if they have not been purchased or the admin is restricted with the incorrect role.

General Description **Availability** Graphic Schedule G/L Accounts Notifications

Product Visibility

Website

☐ All

☐ Hidden

☐ MSB Anywhere

☐ Website

Cannot be seen in MSBA if one of these is NOT chosen

ZZ Bonnie Sandbox District (YT)

Store Options District Wide Store Options

Display school store: ☐ Yes

General Description **Availability** Graphic Schedule G/L Accounts Notifications Add

Product Visibility

All

Product Availability Enable district wide for everyone ☐ or limit to Schools, Grades, and/or Homerooms B

**Schools** Clear All

Search

☐ Graduated Students (PowerSchool) [Disabled]

☒ Henderson Hammock Charter School (Newton)

☒ Henderson Hammock Charter School (PowerSchool)

☐ Hollywood Academy of Arts and Science-Elementary (PowerSchool) [Disabled]

2 Providers must be chosen





## Pricing and Inventory

- How do I set a quantity?
- Where can I update the price?
- Can I set start and end dates for my prices?

# Pricing and Inventory

The screenshot displays the 'Pricing & Inventory' section of a product management system. On the left, a sidebar contains navigation options: View, Edit, Copy, Pricing & Inventory (highlighted), Delete, and Archive. Below these are social sharing icons and a product selector showing 'prod107'. The main area features a table of product options with columns for Option ID, Option Name, Quantity, Price, Cost, Discount, Eligibility, and Start Date. The table lists options for a product, including 'Standard' (0 quantity, 0.00 price) and various sizes (Small to 4XL) with unlimited quantities and prices ranging from 21.00 to 25.00. An 'Add' button is in the top right. An 'Edit Option' modal is open on the right, showing details for 'opt300' (Small, UNL quantity, 21.00 price, Cost, None discount, Free eligibility). The modal includes fields for Start Date and End Date, which are highlighted with a red box. A text overlay at the bottom states: 'Options to add different prices in 1 product, add start and end dates, customized student group pricing, customized eligibility pricing'.

Option ID	Option Name	Quantity	Price	Cost	Discount	Eligibility	Start Date
opt298	Standard	0	0.00				
opt300	Small	Unlimited	21.00				
opt301	Medium	Unlimited	21.00				
opt302	Large	Unlimited	21.00				
opt303	X-Large	Unlimited	21.00				
opt304	2XL	Unlimited	25.00				
opt305	3XL	Unlimited	25.00				
opt306	4XL	Unlimited	25.00				

**Options to add different prices in 1 product, add start and end dates, customized student group pricing, customized eligibility pricing**

✕

Option ID:

opt300

Option Name:

Small

Quantity:

UNL

Price:

21.00

Cost:

Cost

Discount:

None

Eligibility:

☐ Free

☐ Paid

☐ Reduced

Start Date:

Start Date

End Date:

End Date


Cancel

Save





prod107



How do I  
decrease use of  
our paper forms?

## Creating Webforms

- Collecting information at the time of purchase
- Perfect for field trips, donations, fundraisers, parking permits, athletic participation, and more
- Available district wide or school level

# Webforms

HOME > WEB FORMS > ADD WEB FORM

Admin Tools

Dashboard

Scheduled Requests

Districts

Reports

Stores

● Stores

● Orders

● Products

● Product Wizard

● Pay Express Buttons

● Departments

● Product Groups (Categories)

● Graphics

● Web Forms

● G/L Accounts

● Store Groups

ZZ Bonnie Sandbox District (YT)

Add Web Form

Type: Form Designer

Web Form ID: \*

webForm49

Name: \*

Name

Status:

☒ Enabled ☐ Disabled

Form Fields

General

Availability

Preview

[Web Form Name]

☐ Type

Label

Selected Actions

Parking Pass Required Form

Drivers License Number

Issue Date

Date (mm/dd/yyyy)

Car Tag Number

Insurance Company

Insurance Policy Number

Car Make

Car Year

Car Model

Car Color

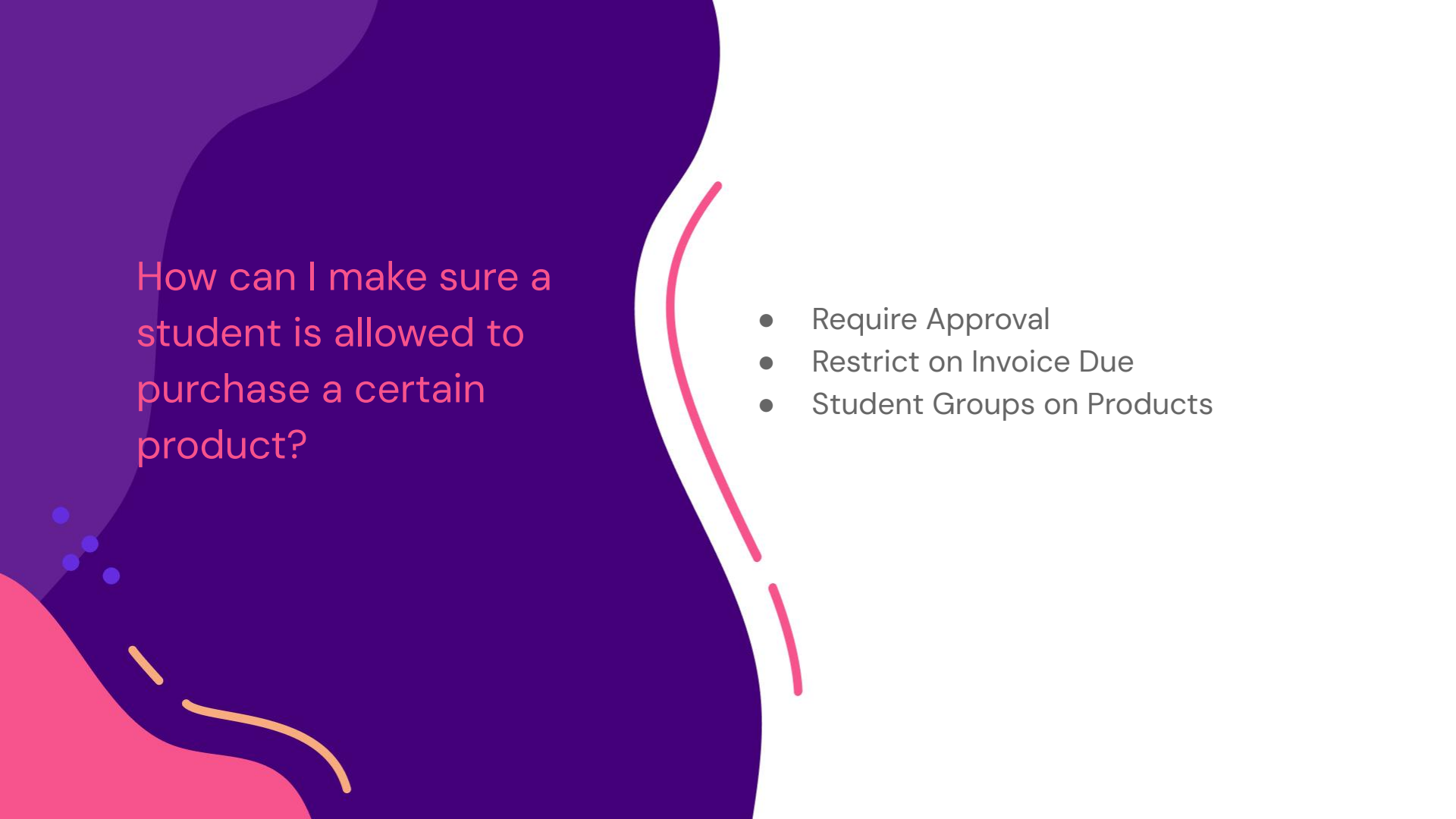
Virtual Counselor Unweighted GPA

Cancel

Submit

+ Add Field

Cancel Create



How can I make sure a student is allowed to purchase a certain product?

- Require Approval
- Restrict on Invoice Due
- Student Groups on Products

# Product Restrictions

## Product: After Party Ticket

Store: Bonnie's Store

Product ID

prod73

Product Type

Standard

Email must be added  
to Store Set up

☒ Require Approval

☐ Featured Item

Prompt for Student

Student Is Required (Must be Active)

All student  
restrictions are found  
in product  
creation/editing – first  
screen, availability  
tab and advanced tab

ifications

Add-ons

Advanced

Customized pricing for student: ☐ Yes ☒ No

Allow user to choose the quantity to purchase

Restrict users to only purchase options annually: ☐ Yes ☒ No

Restrict on Invoice Due: ☒ Yes ☐ No

### Student Group Availability

Only Available For

Only students in these groups will be eligible to purchase this product.

Search

Not Available For

Students in these groups will be prevented from purchasing this product.

Search

CONNECT

# Questions?

How can we help you with your Stores?

What issues are you facing that MSB can resolve?



# **Thank you**

The logo consists of a white circle containing the word "CONNECT" in a sans-serif font. The "N" is orange, while the other letters are purple. The background features abstract, flowing shapes in shades of purple, blue, orange, and pink, with small clusters of dots in corresponding colors.

**CONNECT**